

Universal Connectors

The universal connectors should be positioned on the units in a way that will allow the two sectional pieces to be connected. If the connecting end is on the left side facing of the unit, the connector will be positioned in the “Up Position”. If the connecting end is on the right side facing of the unit, the connector will be positioned in the “Down Position”.

Connector PN: **74843**
2 Bolts $\frac{1}{4}$ -20 x $\frac{3}{4}$ inch PN: **73507**

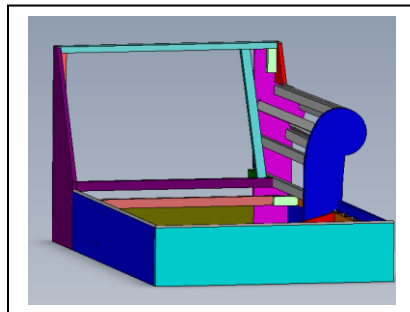
Up Position



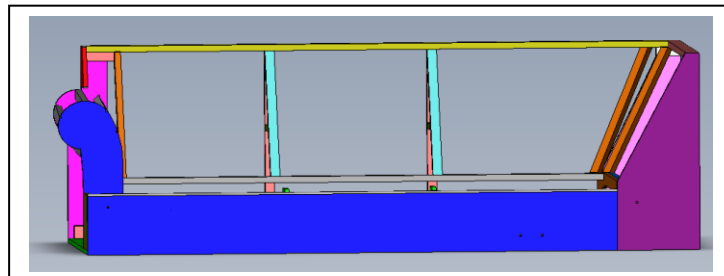
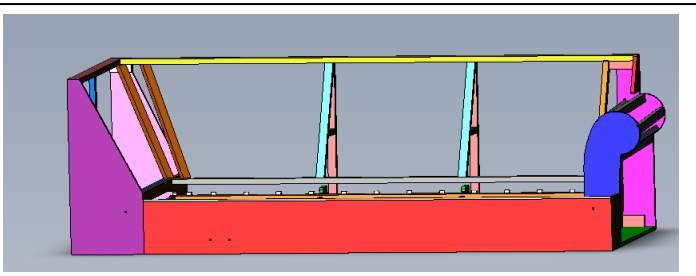
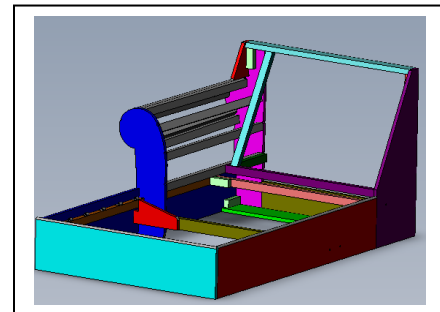
Down Position



Open end left side facing



Open end right side facing



Universal Connectors

The universal connectors should be positioned on the units in a way that will allow the two sectional pieces to be connected. If the connecting end is on the left side facing of the unit, the connector will be positioned in the “Up Position”. If the connecting end is on the right side facing of the unit, the connector will be positioned in the “Down Position”.

Connector PN: **74843**
2 Bolts $\frac{1}{4}$ -20 x $\frac{3}{4}$ inch PN: **73507**

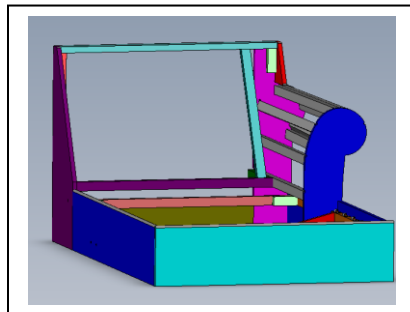
Up Position



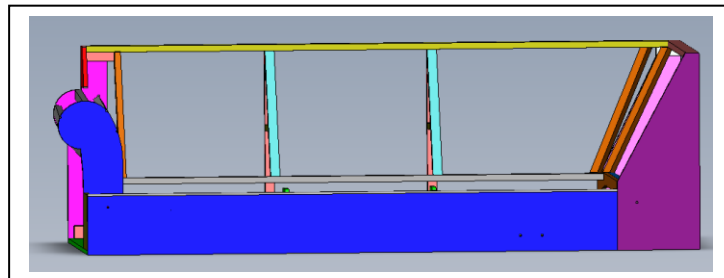
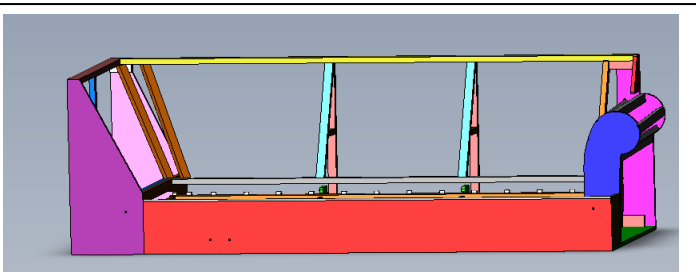
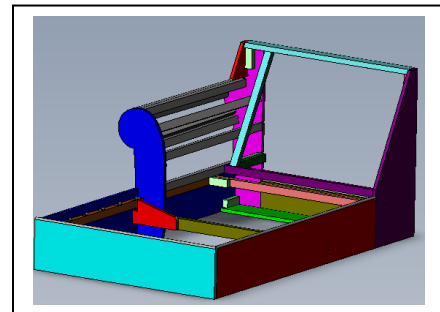
Down Position



Open end left side facing



Open end right side facing



Universal Connectors

The universal connectors should be positioned on the units in a way that will allow the two sectional pieces to be connected. If the connecting end is on the left side facing of the unit, the connector will be positioned in the “Up Position”. If the connecting end is on the right side facing of the unit, the connector will be positioned in the “Down Position”.

Connector PN: **74843**
2 Bolts $\frac{1}{4}$ -20 x $\frac{3}{4}$ inch PN: **73507**

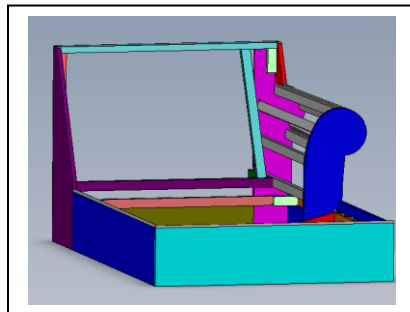
Up Position



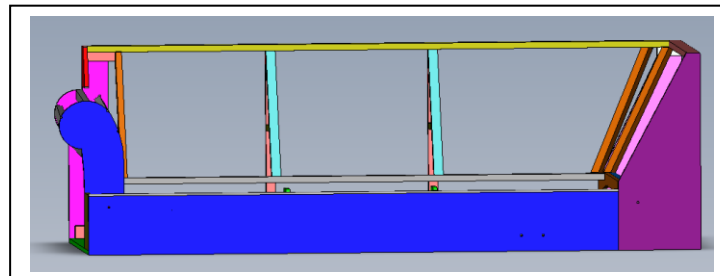
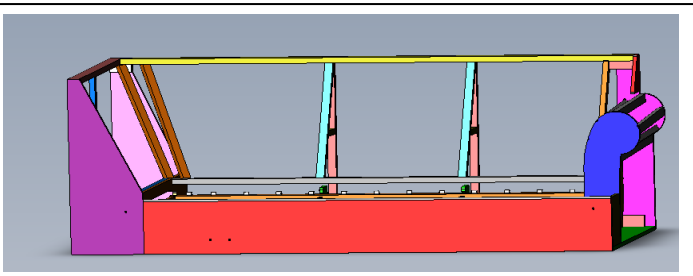
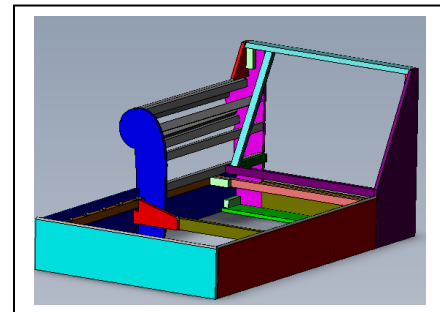
Down Position



Open end left side facing



Open end right side facing



Universal Connectors

The universal connectors should be positioned on the units in a way that will allow the two sectional pieces to be connected. If the connecting end is on the left side facing of the unit, the connector will be positioned in the “Up Position”. If the connecting end is on the right side facing of the unit, the connector will be positioned in the “Down Position”.

Connector PN: **74843**
2 Bolts $\frac{1}{4}$ -20 x $\frac{3}{4}$ inch PN: **73507**

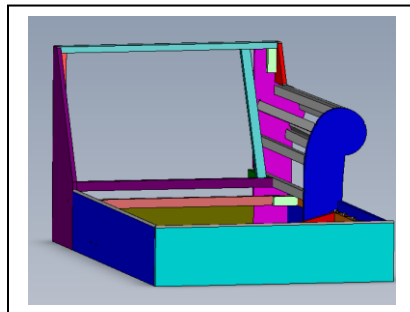
Up Position



Down Position



Open end left side facing



Open end right side facing

